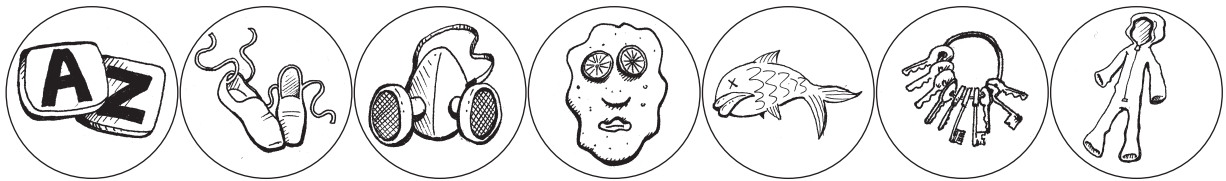


On the Spot activity pack



Acknowledgements

I would like to thank all those people who have bought our special needs resources, over the years, and then kept prompting us with suggestions and ideas for new resources they would like us to produce. Without this ongoing dialogue I doubt that we would have created the full On the Spot range of products that we now have. So thank you. I would also like to thank our illustrator Steve for all the wonderful drawings he has done for us over the years. His eye for detail often brings a smile to our faces and hopefully to the staff and students who use these resources. Finally I would like to thank Mike's daughter Holly for the hours spent trawling the database to match drawings to titles. Thanks Holly.

Edited by Jackie Hartley
Illustrations by Steve Bayley

*Published by ~
Highflyers Publishing Ltd
First Edition April 2004*

ISBN: 1-903449-25-1

A *HighFlyers Publishing Ltd,
9 Riverway,
Stafford,
Staffordshire,
ST16 3TH.*

T 01785 257744

F 01785 228765

E info@highflyerspublishing.co.uk

W www.highflyerspublishing.co.uk

© Highflyers Publishing Ltd ("Highflyers")

All rights reserved

The purchaser of this material is allowed to make photocopies of the material contained in this publication for use solely within the purchasing site, (school, college or individual workplace) for education or vocational purposes only. Provided that all copies contain an acknowledgement of Highflyer's copyright and are not altered and are not reproduced for sale or hire. For purchasing organisations with multiple sites and individuals wishing to use the materials on more than one site alternative copyright arrangements can be made. Please contact Highflyers Publishing Ltd for details.

This restricted waiver of copyright is not transferable and Highflyers reserves the right to withdraw it in case of breach. Any teaching materials contained within this publication are intended as guides only and no liability is accepted by Highflyers in relation to their use.

Except for the restricted waiver of copyright referred to above, no part of this material may be reproduced or transmitted in any form by any means, electronic or mechanical without the prior permission of Highflyers.

Introduction

Whilst visiting a special school in Yorkshire to discuss a project I was working on with them, I was asked if it was okay for the staff to use the images in their On the Spot Job Information Leaflets to make their own worksheets. I had to explain that this would contravene the copyright licence but it got me thinking. Back at the office Mike and I had a chat and decided that perhaps there was some mileage in producing a range of simple to use, highly illustrated worksheets using our On the Spot illustrations. If students liked using our other On the Spot products they might like using worksheets that contain familiar images. And so this pack was born, very much as an addition to our range of special needs resources for students with moderate to significant learning difficulties in mind.

Careers in Years 7 and 8

However, since we first mooted the idea for this pack the Government has announced that careers education will be made a statutory requirement for years 7 and 8 from September 2004. Looking again at the worksheets we now wonder if some of them might be appropriate for use with younger students, though obviously not the very bright and able ones. (Careers Crackers might work better for that particular group.)

Other similar resources

The worksheets do not tell students all about particular jobs but rather test and challenge students on their existing knowledge and perceptions. Although the pack predominantly focuses on the career exploration element of careers work - thinking about jobs and what they entail - there are a couple of worksheets at the front that focus on the self exploration element - things I am good at and jobs I might like - and a couple more near the end that look at issues related to career management skills like going for interviews. If you want to explore the self exploration and career management aspects of careers work in more detail, in a highly visual way, then you might like to look at two of our other products - CLICK and Careers Challenges. Details of both these products can be found on our website at www.highflyerspublishing.co.uk

How to use this pack

The worksheets can be used in a number of ways. Here are a few ways that we have thought of but this list is not exhaustive by any means.

- Firstly they might be used within careers lessons as simple activities in their own right. We have tried to include 5 different versions of each

worksheet so that students who work fast can do more of the same whilst working alongside peers who are taking longer to tackle each sheet. In the Contents page the first version of a worksheet is listed with a page number. The other versions follow on behind it, hence the gaps in the page numbers.

- They could be tackled individually or by students working in pairs or small groups.
- Students might be asked to complete a worksheet and then talk about what they have done. For example, with the Odd one out worksheet they might be asked to tell the rest of the group which job they decided was the odd one out and why. They could also be asked to explain what the other jobs had in common, in their view.
- They might be used in conjunction with other careers resources like the On the Spot Job Information Leaflets or Job Cards or the On the Spot Multimedia programme. For example, with the Tools of the trade worksheet students might be told to go and look up jobs which use each particular tool. Or with the Which jobs use the tools in the middle? worksheet they might be asked to look up that job and then check if they use any of the tools in the middle and so on. Full details of all our other On the Spot products can be found on our website.
- If using them with younger students in Years 7 and 8 you might want to ask them to complete a worksheet and then produce another version of it using different jobs and tools. Again they might need to research this using other job information resources.
- You might want to take this a step further and ask them to produce their own worksheets using images cut out of magazines or printed off the internet or from suitable careers programmes like KUDOS or CID.

We always welcome feedback from our customers so if you have comments or suggestions for ways to improve this pack we would love to hear from you.

Jackie Hartley and Mike Shaw

Contents

Things I am good at	6
Would you like a job like this	11
Jobs and skills	20
Get a glimpse	29
Matching tools	30
Odd one out	35
The tools of the trade	40
I am a ...	45
Build a house	50
Run a supermarket	51
Go on holiday	52
Plan a wedding	53
Run a theme park	54
What's the job?	55
Hunt the job title	59
Clothes line	64
Tool box	65
Work mates	66
Working with food	67
Working in an office	68
Working with plants	69
Working with people	70
Working with art and design skills	71
Which jobs use the tools in the middle?	72
Which jobs would use these things	77
First things first	82
I spy with my little eye	87
Which job?	92
Jumbled up	97
Work mates?	102
Work places	107
Who works here?	112
Which job comes next?	117
Missing words	122

Note:

Where there are multiple versions of a worksheet the page number given is for the first version only.

Contents

Quick crossword	127
Job lists	132
Something beginning with ...	137
Working together	142
These tools add up to ..	147
Getting ready	152
Getting to work	157
What are they saying?	158
Where do they work?	163
Which one?	165
What are they called?	170
What to wear?	175
Which is the best job?	180
What do I do?	185
What else would they like?	190
Job interview	199
What to wear for an interview	200

Things I am good at

Tick the ones you are good at

dancing and singing




Can you think of any jobs where it might help to be good at this? List them here:

writing




Can you think of any jobs where it might help to be good at this? List them here:

using a keyboard



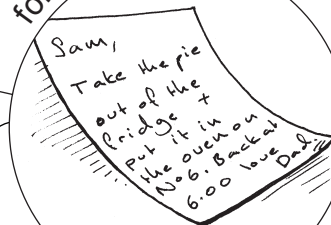
Can you think of any jobs where it might help to be good at this? List them here:

making things




Can you think of any jobs where it might help to be good at this? List them here:

following instructions



Can you think of any jobs where it might help to be good at these this? List them here:

counting and adding up



Can you think of any jobs where it might help to be good at this? List them here:

Things I am good at

Tick the ones you are good at

sport



Can you think of any jobs where it might help to be good at this? List them here:

drawing and painting




Can you think of any jobs where it might help to be good at this? List them here:

running errands




Can you think of any jobs where it might help to be good at this? List them here:

reading



Can you think of any jobs where it might help to be good at this? List them here:

cooking



Can you think of any jobs where it might help to be good at these this? List them here:

looking after others



Can you think of any jobs where it might help to be good at this? List them here: